

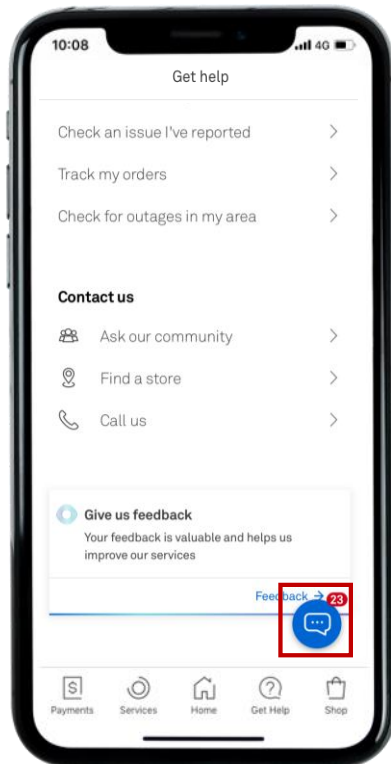
# Access Messaging Experience

Instructions on how to access messaging experience



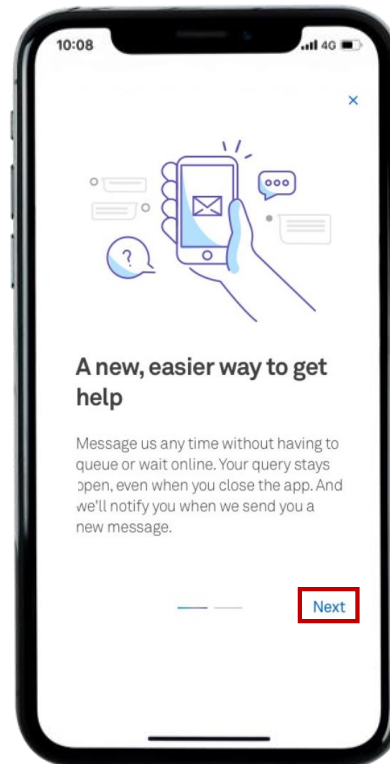
1

On the bottom right section of the **Get help** screen, tap on the messaging icon



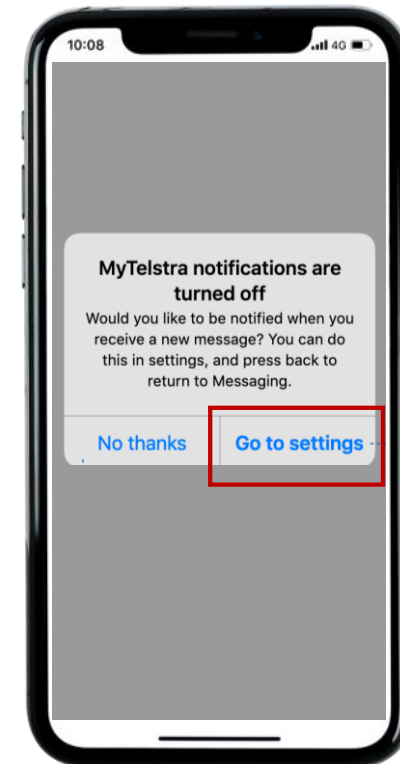
2

Read through the messaging information by tapping **Next**



3

Tap **Go to settings** in the pop-up notification –only happens when users previously denied app permissions  
(Skip steps 3 and 4 if **notification settings** were enabled during set-up)



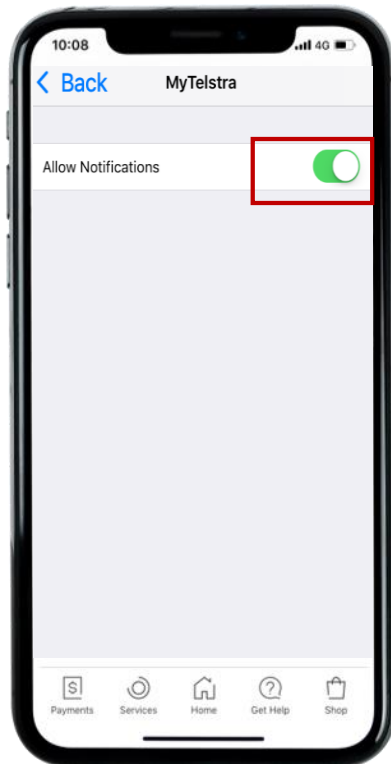
# Access Messaging Experience

Instructions on how to access messaging experience



4

Tap the switch for **Allow Notifications**



5

Tap **Finish** to go back to messaging



6

You will then receive a message  
(When notifications are allowed for My Telstra, there's no need for you to leave the app open)

